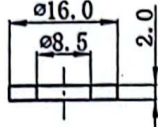

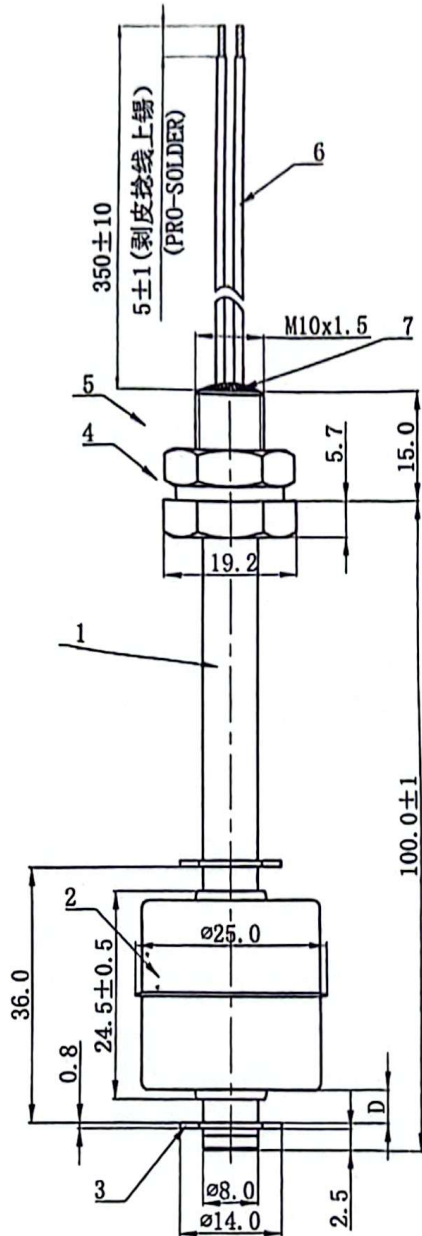


Nut:螺母M10x1.5
(对边距: 16.8mm)



O-Ring: 密封圈



动作说明:
1. 当浮球从顶部下降到D1位置时, 在 2mm≤D≤5mm开关接通, 并持续D=0mm.

注: 传感器的安装位置必须远离产生磁场的干扰物, 如马达、电磁线圈等, 以免造成误动作。

Description of Action:
When the floater drops from the top to the D position, the switch turns on. 2mm≤D≤5mm.

Note: The installation position of the sensor must be far away from the interference objects that generate magnetic fields, such as motors, electromagnetic coils, etc., to avoid causing malfunction.

Material specification 材质规格	Electrical characteristics 电气特性	Operating characteristics 使用特性
1. Float body: SUS304 本体:	1. Contact Form: A 触点方式	1. Max. Shock: 30G Max. 耐冲击性
2. Float ball: SUS304 浮球	2. Max. Contact Rating: 10W 最大接点容量	2. Max. Vibration: 10~55Hz Amplitude: 1.52mm 2H. 耐振动性
3. E-Ring: SUS304 卡环	3. Max. Switching Voltage: DC200V/AC150V 最大开关电压	3. Operating Temperature: -20~+100°C 使用温度
4. O-Ring: SIL 硅橡胶红色 密封圈	4. Min. Breakdown Voltage: DC250V 最小崩溃电压	4. Humidity: 95%RH 湿度
5. Nut: SUS304 螺母	5. Max. Switching Current: 0.5A 最大开关电流	5. Application: Water 应用 水
6. Wire: UL3122 AWG22 White 线材: UL3122 AWG22 白色编织	6. Max. Contact Resistance: 500mΩ 最大接触电阻	
7. Epoxy Resin Black Epoxy 充填树脂 黑色环氧树脂	7. Min. Insulation Resistance: 10 ⁹ Ω 最小绝缘电阻	
	DATE: 5/3-2021 DRAWN: [Signature] CHECKED: [Signature]	PART NAME: Level Sensor PART NO. LS-S10001-101 UNIT: mm SCALE: 1:1 SHEET: 1 of 1 DWG. NO. [Blank] DWG. SIZE: A4
AO 21.03.05 Original release	DATE: 2021-3-8 APPROVED: [Signature]	
Rev. Date Revision History	Value Value Issue by Approved	